



Dermapen™ Microneedling

For best results, Dermapen microneedling treatments can help stimulate collagen and elastin to restore or maintain younger looking skin.

SESSIONS	4 treatments, or until desired results are achieved
INTERVALS	6 weeks apart



Skin Treatments for Ageing Skin

Because not all skin types and stages of ageing are the same, we offer bespoke treatments to get the best out of your skin.

Your in-clinic treatments combine the power of Dermapen 4™ procedures with the option to add in Dp Dermaceuticals™ Signature Skin Treatments between microneedling sessions, allowing your skin to benefit from the best active ingredients.

This Synergy of Solutions delivers real results.

In-clinic

MICRONEEDLING WITH DERMAPEN 4™

Using the world's most trusted microneedling device, your skincare specialist will prescribe a Dermapen Treatment™ plan. Microneedling is a skin renewal procedure that's clinically proven to simulate the body's repair process to produce collagen and elastin to improve the appearance of skin. The technique creates micro-channels, which is a powerful way to deliver healing nutrients to plump and tighten skin.



MG-R.A.S.™ or MG-HA35+™

These specially formulated Meso-Glide™ serums carry powerful antioxidants and vitamins deep into the skin. MG-RAS contains Retinaldehyde (Vitamin A) for anti-ageing while MG-HA35+ is enriched with Hyaluronic Acid (HA) for intense hydration.




ÜBER PRO™ PEEL

Your skincare specialist may recommend a treatment upgrade as part of your microneedling. ÜBER PRO contains a special blend of treatment actives to increase cellular turnover for skin renewal. Unlike other chemical peels, ÜBER PRO is safe to use on any skin colour.



Your Skin Concern Our Synergy of Solutions



Dermapenworld™

Solutions for Ageing Skin

There's no denying, skin is naturally destined to change with age and it's the first place to show the signs. Loss of tone and suppleness, fine lines becoming prominent around the eyes, mouth and forehead, and the complexion looking dull and tired, are just some of the effects of ageing skin.

But wherever you are in your skin journey, there is hope. Whether you wish to stay one step ahead by preserving your youthful glow or reverse any visible signs of ageing and sun-damage, with DermapenWorld's Synergy of Solutions you're in good hands.

The combination of in-clinic microneedling with the right skincare can help transform your skin and keep the appearance of ageing at bay.

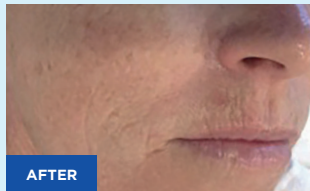
Backed by science, the active ingredients in the award-winning Dp Dermaceuticals™ range will restore vitality and radiance in your skin for a firmer, flawless complexion you'll love.

Ready to reclaim your skin and your confidence? **Together, let's rewrite your skin journey.**

Real People, Real Results



BEFORE

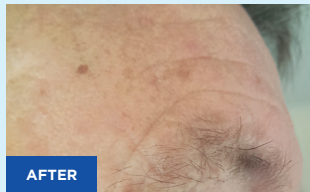


AFTER

Image courtesy of Carly Knowles, Bella Pelle Clinic



BEFORE



AFTER

Image courtesy of DermapenWorld

“ My skin looks even and youthful. To be brutally honest, I look so much younger than my counterparts. It's improved my wrinkles and scarring.

— Susie

Your Daily At-home Skincare Plan

Step 01: Cleanse (AM & PM)

TRI-PHASE CLEANSER™

1. Apply an almond-sized amount to clean, dry fingertips and gently massage into skin (the balm transforms into a gel).
2. Add water and continue massaging (gel becomes milky).
3. Remove with damp cotton pads.
4. Rinse thoroughly with lukewarm water. Pat dry.



Step 02: Nourish (AM & PM)

ANTIOXIDANT COCKTAIL™

1. Apply 1-2 pumps to skin.
2. Massage lightly until absorbed.



Step 03: Correct (AM & PM)

VITAMIN RICH REPAIR™ (AM) & RETINAL ACTIVE™ (PM)

1. Apply 2-3 pumps to skin.
2. Massage lightly until absorbed.



Step 04: Moisturise (AM & PM)

CLR LOTION™ (oily skin)

1. Apply 2-3 pumps to skin.
2. Massage until absorbed, avoiding the eye area.



SKIN VENEER™ (normal to dry skin)

1. Apply sparingly to face.
2. Ensure fully absorbed before the next step.

Step 05: Protect (AM)

COVER RECOVER™

1. Gently pat and blend in a small amount to face and neck.
2. Apply 20 minutes before sun exposure. Reapply every 3 hours.



At-home Skin Boosters

Weekly (OR AS REQUIRED)

To accelerate results, you can introduce boosters to help erase the signs of ageing.

MICRO DERM EXFOLIANT™

Gentle enough to use daily but does the hard work to remove impurities, toxins and dead skin cells. The ideal way to purify and clarify skin for a renewed complexion.



HYLA ACTIVE™ 3D SCULPTURED MASK

An innovative sheet mask designed to treat ageing or environmentally distressed skin. Enhances the results of rejuvenating and firming treatments.



BRITE LITE™ 3D SCULPTURED MASK

For premature ageing or sun-damage, give your skin a boost of intense brightening and help even out your skin tone with the rejuvenating properties in this brightening face mask.



L.E.D. FACE™ MASK

Dp Dermaceuticals L.E.D. harnesses the power of red light and near-infrared light, to help revitalise your skin in just 10 minutes.



DERMAPEN HOME™

Between in-clinic microneedling appointments, you can DIY microneedling with Dermapen HOME™. This helps infuse the potent ingredients within Dp Dermaceuticals to accelerate skin rejuvenation. Your skincare specialist will recommend an at-home serum to use with your device.

